



The Maryland Orchid Society Newsletter

January 2022

Website: www.marylandorchids.org

President's January Message



Happy New Year, all! We seem to have gotten through our first four months of the current MOS year with at least some of our activities successfully being mounted as in-person events without any transmitted COVID being reported. Thanks to all for your masking diligence. We're also learning how to better accommodate our members who aren't ready to take that risk yet or not comfortable driving to our evening meetings. I'm hopeful that we'll be able to continue that growth and development into a hybrid meeting environment, as we move into 2022.

Indeed at this point, we look to up the ante considerably in this New Year (the Calendar in the December Newsletter is provided again later in this Newsletter and please see Bob Travers' guidance later in this Newsletter!). We are currently committed to put on an exhibition at the Rawlings Conservatory, January 14-16. It's possible that Omicron will cause the Conservatory folks to rethink that, but Clark will keep you all posted via email blasts, if plans change. We also have three away shows on the calendar: Susquehanna and National Capital in February and Southeast Pennsylvania in April. We'll be recruiting donated plants (contributions for each event earn a Show Table participation point!) and some committed folks to set up and tear down our exhibits.

Most challenging, however, is our own Spring Show and Sale, March 11-13, 2022, with set-up duties from the 8th to the 10th. MOS' Board of Trustees met virtually at the end of December and confirmed our commitment to that activity and approved payment of \$2500 to hold the space to which we've come accustomed over the past few years. This, as always, is a huge commitment, both to set up and to staff during the show itself. We'll be recruiting exhibitors and volunteers aggressively beginning at our January meeting and continuing right up to show time. It's a lot of work, but an incredibly rewarding opportunity to build community within MOS and reach out to and educate a much broader community. I hope we'll be able to count on each of you for some contribution to that Show!

So, as 2022 kicks off, stay safe and healthy, grow beautiful orchids (and share them with us!), and rest up for some strenuous, but equally rewarding, activities in the coming months.

John Heinbokel
December 30, 2021

CONTENTS

Page 1-President's Message

Page 2 -Tom's Messages

Page 3 - Monthly Speaker

Page 4 - 5 MOS News & Surrounding Events

Page 6 - 13 AOS News & Surrounding Events

Page 14 - MOS Officers & Committees

MOS Show Table Results

Novice

1. Bct. Suncoast Pink Mermaids 'Anemone' - Nicole Allen

Home Grown

1. Eplc. Volcano Trick 'Fireball' - Bob Johnston
2. Tie Ctsm. *pileatum* 'Jumbo Green Gold' - Laura Sobelman
Paph. F.C. Puddle 'Superbum' CCM/AOS - Bob Travers
3. V. Sansel Blue 'Acker's Pride' FCC/AOS - Fay Citerone

Greenhouse

1. Lip. *caespitosa* - David Smith
2. Lc. Rosaria 'Red River' - Eric Wiles

Cattleya

1. C. *intermedia* X Bc. Morning Glory - Eric Wiles
2. Tie Bc. Chesty Puller 'Tucan' - Bob Johnston
B. Little Stars - Chris Zajac
3. Slc. Ann Komine 'Breathless' AM/AOS - Bob Travers

Phalaenopsis

1. Phal. Taida Smile 'Little Gold' - Wanda Kuhn
2. Tie Phal. *amabilis* - Joel Graham
Phal. *lindenii* - Clark Riley
3. Phal. Hybrid - Kathi Jackson

Paphiopedilum and Phragmipedium

1. Paph. Transvaal - Bob Travers
2. Tie Paph. *barbigerum* - Joel Graham
Paph. *gratrixianum* - ???

Dendrobium

1. Den. (Purple Cluster X Tosca Starburst) - Chris Zajac
2. Den. (Blue Violetta X Red Maroon) - Bob Johnston

Oncidium

1. Onc. Espirita Santos - Eric Wiles
2. Tie Onc. *chaculatum* - John Heinbokel
Milt. *spectabilis* var. *moreliana* - Bob Travers
3. Ons. Aloha Sparks 'Pete's Glow' - Ellie Martin

Miscellaneous Hybrids

1. Cl. Rebecca Northen X Ctsm. *cirrrhaeoids* - Joel Graham
2. Tie Fdk. After Dark 'Sunset Valley Orchids' - Aaron Webb
Cym. Hiroshima Sweet Eyes 'Moanoko' - Eric Wiles
3. Ctsm. (*gladiatorum* X *fimbriatum*) - Sarah Spence

Species

1. Epi. *porpax* - Brenda Logan
2. Tie C. *walkeriana* - Arne Schon
Epi. *criniferum* - David Smith
3. Ang. *leonis* - Bob Travers

Miniature

1. Epi. *kockii* - David Smith
2. Tie Cer. *phillipinensis* - Eric Wiles
3. *Crepidium commelpriliniifolium atropurpureum* - Joel Graham

First Bloom Seedling

1. Paph. *mastersianum* - Joel Graham

Fragrance

1. Blc. Always Dream 'Volcano Queen' - Bob Johnston
2. Onc. Sharry Baby 'Sweet Fragrance' AM/AOS - Wanda Kuhn
3. B. *nodosa* 'Christina' - Nicole Allen

The Judges Choice of the Evening was an

Eplc. Volcano Trick 'Fireball', exhibited by Bob Johnston.



Thank You

to our judges who were
Fay Citerone, Clark Riley and
Arne Schon.



Our show table had an incredible display of 67 beautiful flowering plants.

A special THANKS to all that make our show table such a great success. It is truly breathtaking!

January's Guest Speaker

Our January 2022 speaker will be William "Bill" Goldner, Ph.D. from Woodstream Orchids, an accredited American Orchid Society Judge and Senior Advisor Renewable Energy, Natural Resources, and Environment USDA - Office of the Chief Scientist. Bill will speak about Miniature Phragmipediums and Other New Lines of Breeding.

Dr. William (Bill) Goldner is best known in the orchid world as the owner of Woodstream Orchids with his wife Lynn Evans-Goldner. However, many may not realize that Bill and Lynn have careers outside of the orchid world as National Program Leaders for the United States Department of Agriculture (USDA).

A life-long outdoorsman, Bill's current mid-life crisis is fly fishing for trout, steelhead and salmon, a passion he shares with Lynn and their son Zane. Many of the hybrid and cultivar names registered and used by Woodstream Orchids are names of the many places they have fished.

Now Zane (age 11) is part of the pack which includes golden retrievers Luna and Leo and Amber, Coal, and Onyx, Oberhasli dairy goats. In fact at age four Zane and Bill started a jungle cactus and succulent business for Zane. Zane's Orchid Companion Plants now grows over 100 species of epiphytic cactus (or soft cactus as Zane call's them). He propagates the cacti from seed and cuttings.

Woodstream Orchids (WSO) is a leading hybridizer and producer of Phragmipediums. They are well known for their innovative miniature Phrag hybrids. They are currently up-ing their game to include white and yellow Phrag hybrids.



Fay Citerone

MARK YOUR CALENDARS for 2022

Coming Attractions: Maryland Orchid Society

January 13 – 16, 2022

Rawlings Conservatory/MOS Collaborative Orchid Exhibit (Baltimore, MD)
Plant Donations and Volunteer Staffing Needed

January 27, 2022 (7pm - ?)

MOS Board of Trustees Meeting (virtual; non-BoT members welcome)
Spring Auction?; New Officer nominating committee appointed; other business

February 2 – 6, 2022

Susquehanna Orchid Society Annual Show (Hershey, PA)
Plant Donations and Volunteers to Set Up and Take Down MOS Exhibit

February 16 – 21, 2022

National Capital Orchid Society Annual Show (Davidsonville, MD)
Plant Donations and Volunteers to Set Up and Take Down MOS Exhibit

March 8 – 13, 2022

Maryland Orchid Society Annual Show and Sale (Timonium, MD)
Plant Donations; Volunteers (LOTS) to Set Up/Take Down Staging, Clerk for AOS Judges, & Assist at Show

Dates TBD

Maryland Orchid Society Annual Public Workshop
Our one day (Saturday) outreach to local wannabe orchid growers. MOS volunteers needed.

April 6 – 10, 2022

Southeast Pennsylvania Orchid Society Annual Show (Philadelphia area, PA)
Plant Donations and Volunteers to Set Up and Take Down MOS Exhibit

January – June, 2022 (3rd Thursday each month)

MOS Monthly Meetings; Hybrid as long as possible, virtual only, if necessary

Membership News



Sarah L. Spence - Membership Chair

The MOS Welcomes Our new members

Karl Deibert

David Hunt

MISCELLANY

An Every-Once-in-a-While (Monthly?) Item of Potential Interest to the MOS Membership

Have you run into a resource that provides some useful information or just an oddity related to our passion for orchids? Please share that discovery with your friends and colleagues of the MOS. Please submit your findings to John Heinbokel (jheinbokel@hotmail.com), for inclusion in a future Newsletter.

Britain's Rarest Plant?

This article (<https://www.nationalgeographic.com/science/article/search-for-rare-british-ghost-orchid>) appeared several years ago (2016 to be precise) as a National Geographic on-line publication. It may not be the newest news, but in this case the delay in bringing it to your attention shouldn't take anything from its interest.



Singhamshire, U.K., 1986
PHOTOGRAPH BY ROBIN BUSH, GETTY

The article describes this orchid's intermittent appearance with gaps of decades and long distances between sightings and wonders how the seeds are transported so far from one location to the next. I wonder, however, that, as a parasitic species with no leaves or chlorophyll and no need to be above ground except to bloom, whether it might actually be much more common than appreciated, but just very finicky about when it blooms and puts up a shoot that can actually be seen. That's all speculation on my part, and probably worth the price you paid for it, but ...

Submitted by John Heinbokel, December 30, 2021.

Susquehanna Orchid Society

The Maryland Orchid Society is planning to enter an exhibit in the Susquehanna Orchid Society Show. Set-up takes place on Wednesday, February 2, 2022 at the Milton and Catherine Hershey Conservatory at Hershey Park.

If you have plants to lend, please contact me. I plan to start collecting plants on Friday, January 28, 2022 and through-out the following weekend.



Submitted by Valerie Lowe MOS Representative" &
AOS/ODC News are submitted by our
AOS/ODC Representative - Valerie Lowe"

American Orchid Society News and Surrounding Events



2022 JANUARY AOS Corner – for Affiliated Societies

The AOS Corner is for society representatives and newsletter editors: Orchid societies are welcome to reproduce the AOS Corner completely, or in part, in their society publications.

We encourage use of the [AOS website](http://www.aos.org) by all members.

TO ALL OF OUR AMAZING AFFILIATED ORCHID SOCIETIES
HAPPY NEW YEAR

This is the year that we will successfully navigate our way through the maze of care our orchids need to become an OrchidPro.

Be curious about your orchids. View others like them in the AOS database of awards. Encourage your society members to become AOS members too. Orchid Pro is an amazing benefit for every AOS member.

AOS members can select OrchidPro from the drop-down menu after you have signed on to the AOS website. Consider using it as an educational program during a monthly meeting. Explore the value it brings to all orchid growers and exhibitors.

As affiliates we have the potential to become the American Orchid Society connection to orchid growers across the globe by making an impact locally.

SHARING GOOD NEWS from our Affiliates

After announcing the DASSA recognition for our affiliated societies in last month's newsletter, I received a call from the St. Croix Orchid Society. I had a wonderful conversation with a member of the society. Her inquiry was for me to give her a little more insight on the process of receiving the award. She was writing a local press release.

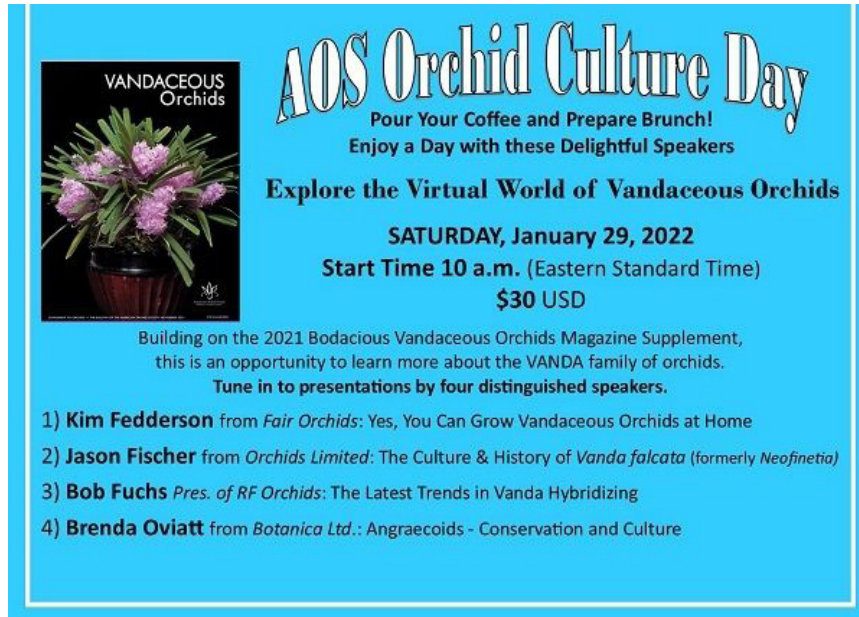
Since I am on the Affiliated Societies Committee, I was able to review, along with other committee members, all six of the nominations received. We were very impressed with the good works, in the name of orchids, each society contributes in various ways to their community. The nominations represented a cross section of our affiliates from small to large societies, from relatively young to well established societies. Each, in their own way contribute to educating our friends and neighbors about orchids in cultivation and in situ. We get our names out there and people come to us seeking advice about this amazing group of plants.




The St. Croix Orchid Society has undertaken a long-term project (The Sugar Factory 1000 Orchid Project) to expose and educate visitors to the world of orchids. They started with a pile of rubble. View their progress through November 27 here - <https://gopro.com/v/7agnQMnERNdeG> To get more information or comment about this project - email: stcroixorchidsociety@yahoo.com

In case you missed the DASSA announcements at the virtual AOS Fall Members Meeting, October 30, there is a link to the recorded Town Hall session. You must sign on to the AOS website to view the webinar. American Orchid Society Webinars (aos.org)

There's Always More to Learn - Become Familiar with the VANDA ALLIANCE
Growing, History, Hybridizing, Conservation [REGISTER HERE](#)



VANDACEOUS Orchids



AOS Orchid Culture Day
Pour Your Coffee and Prepare Brunch!
Enjoy a Day with these Delightful Speakers

Explore the Virtual World of Vandaceous Orchids

SATURDAY, January 29, 2022
Start Time 10 a.m. (Eastern Standard Time)
\$30 USD

Building on the 2021 Bodacious Vandaceous Orchids Magazine Supplement, this is an opportunity to learn more about the VANDA family of orchids.
Tune in to presentations by four distinguished speakers.

- 1) **Kim Feddersen** from *Fair Orchids*: Yes, You Can Grow Vandaceous Orchids at Home
- 2) **Jason Fischer** from *Orchids Limited*: The Culture & History of *Vanda falcata* (formerly *Neofinetia*)
- 3) **Bob Fuchs** Pres. of *RF Orchids*: The Latest Trends in Vanda Hybridizing
- 4) **Brenda Oviatt** from *Botanica Ltd.*: Angraecoids - Conservation and Culture



FOR THE NOVICE

Why Do You Grow the Orchids You Grow?

By Sue Bottom/Photographs by Terry Bottom (Photos can be viewed in *ORCHIDS*, January 2016, pages 26 through 29)

Now It's Habenarias

Has your taste in orchids changed over time? When you first start growing orchids, you buy everything in sight, all you know is that you need more, more! Cattleyas are my enduring favorite, the incredible flowers, the fragrance, perhaps that's why most of the benches and overhead poles are filled with them. But then you go to an orchid show and see something that you simply can't live without.

In the beginning it was phalaenopsis. When we were living in Houston, the Houston Orchid Society was a phalaenopsis club thanks in part to Bill Tippitt's breeding of multifloral phals. It was an exciting time for phalaenopsis, the hybridizing for yellows was in its heyday and the harlequin phals had just been introduced. How can you not love phals with their long lived graceful blooms?

Then one day Stephen Moffitt gave a presentation to the Galveston club about catasetums, so naturally I started growing them. What is easier than a plant that requires no winter care during its dormancy but grows like mad in the summer? Add Fred Clarke of Sunset Valley Orchids into the mix with all his beautiful and fascinating hybrids and there are new wows to tempt you every year.

Next there was the vanda phase, so many colors, sizes and shapes! After that it was the ephemeral stanhopeas. That addiction started with a *Stanhopea grandiflora* that bloomed 8 times in one year, can you spell hooked? It took a bit of observing how others succeeded with theirs and some trial and error until I could reliably rebloom them and by then I had almost two dozen different varieties. After that came the African angraecoids in their white and green glory, the dendrochilums with their chains of miniature flowers and... well, you get the idea.

Roy Tokunaga of H&R Nurseries had some *Habenaria medusa* seedlings for sale when he came to talk to our club and I had seen pictures of this oddity and thought, why not? When it bloomed, it was love at first sight and the hunt was on for more. There have been many enablers along the way,

including Thanh Nguyen of Springwater Orchids on the east coast and Peter T. Lin of Diamond Orchids on the west coast and several in between. Before the year was over, there were about two dozen habenarias in the greenhouse, orchids that grow from tubers and require a dry dormant winter.

That's how I found myself outdoors on a cold January afternoon with all these dead looking plants figuring out how I was going to repot them so they'd come back to life in the spring. The trickiest part is keeping the tuber oriented so the shoot end is pointing up and the root end is pointing down, easier said than done in that one end looks pretty much like the other. I think I made the wrong decision on one or two of them last year. For the similarly afflicted, this is what I have gleaned from reading about them and talking with other orchid growers.

Pot Selection. First, look for deeper standard size pots rather than azalea or bulb type pots. Don't use peanuts at the bottom of the pot because that's where the tubers will want to form. Use smallish pots, if you think you're slightly underpotting, you've probably chosen the right pot.

Potting Mix. Most folks suggest using either sphagnum moss or Pro-Mix HP as your potting mix. I opted for a Pro-Mix HP/sponge rock mix and top dressed with a little sphagnum moss so the soilless mix wouldn't wash out of the pot. If you use sphagnum, make sure you have the AAA grade, otherwise find a good soilless mix. Next year I may try a few in straight sphagnum moss packed tightly enough that the plants will stand up without support.

When to Repot. After flowering, the vegetation starts to brown and the plant begins to enter dormancy. The tubers are still growing and storing energy for next year's growth so just limit your watering until the plant dies back. Don't be in any hurry to remove the dead top vegetation from the pot because that will help you orient the tubers properly during the repotting process.

Tuber Orientation. If you just knock the plant out of the pot and clean away the old potting mix like you would with other orchids, you'll find yourself saying oops, which end is up? The first time repotting, I held the tubers in my hand oriented top to bottom from depotting through repotting, to make sure they didn't get turned around. Often you can tell there is a pointy end from which the shoot grows that should be oriented up when you repot. But if you can't tell which end should be up, hedge your bets and lay the tuber sideways.

Then You Wait. Once your tuber is happily ensconced in its dry new home, put the pot someplace where it won't accidentally get watered. You have to wait until the tuber breaks dormancy and sends up a new shoot and then you can begin watering. If there is no new growth when all your other orchids have spring fever, you can give your Habenaria an occasional sip to encourage it to start growing. Once it has a few inches of height, give it copious amounts of water and fertilizer during the growing season because like your other winter dormant orchids, it has to cram 12 months of growing into 7 or 8 months. In the fall the bloom spikes will emerge from the center of the plant, get ready for the show!

Orchid growers go through all sorts of trials and tribulations learning how to grow one type of orchid and then when they finally figure it out, they decide to start growing a different type of orchid. It is probably natural that our taste in orchids evolves over time. After all, if you look back at your recipes from several years ago you realize your ingredients and techniques have morphed over time... though you must be careful not to admit to a Louisiana native that you are now adding beans to the gumbo!

Sue Bottom started growing orchids in Houston in the mid-1990s after her husband Terry built her first greenhouse. They settled into St. Augustine, Florida, Sue with her orchids and Terry with his camera. They are active in the St. Augustine Orchid Society, maintaining the society's website and publishing its monthly newsletter. Sue is also a member of the AOS Editorial Board. sbottom15@hotmail.com
The original article with complete photo layout can be found here: [ORCHIDS Magazine \(aos.org\)](#)

Coming in ORCHIDS January 2022

- Collector's Item - *Cattleya cernua* by Judith Rapacz-Hasler
- For the Novice - *After the Cull* by Sue Bottom
- Orchids Illustrated - *Lycaste* by Wesley Higgins and Peggy Alrich
- Photograph of the Week
- First Ladies and Their Cattleyas: *Cattleya Florence Harding* by A.E. Chadwick
- Who Were These Guys; Part 16: *Joseph Dalton Hooker (1817-1911)* by David Rosenfeld, MD
- *Paphiopedilum druryi* in India by Udai C. Pradhan
- Growing orchids in Wine Coolers by Alfonso Doucette
- Nomenclature Notes - *Will the real Brassavola cucullata Please Stand Up* by Tom Mirenda and Claude W. Hamilton

To receive a FREE digital sample of ORCHIDS magazine [click here](#)

[Orchid Question and Answer \(aos.org\)](#)

Check out the AOS website for Answers to Frequently Asked Questions

Habenaria rhodocheila

Question

I was given a plant of *Habenaria rhodocheila* in full bloom. It is a really beautiful orchid and I would like to see it bloom again next year. Now that the flowers have faded, how do I care for it? — Captain G.P. Woodward

Habenaria rhodocheila 'Claire Mae's Birthday Surprise'

CCM/AOS

(987 points), Owner & Grower Joe Palermo

Photographer: Richard Noel



Answer

Habenarias have been promoted as being among the most difficult orchids to grow. Yet if one pays particular attention to their general needs, they are actually one of the easiest. The most important key to their culture is watering. Asian species of Habenaria go through a definite monsoon-type growing season. They are developed from corms that go totally dormant in the parched soil of their native habitat, so parched that the soil is rock-hard and cracked. In the early spring, the rains soften the soil and spark the Habenaria into new growth. The plants are now kept in a constant state of wetness, growing at amazing rates until midsummer. At the point when the rosettes of leaves seem to be slowing down, this is the time to watch for emerging flower spikes from the center of the rosette. The plant should still be kept continuously moist until the last flower has fallen off. At this point, the plant must still be watered, but allowed to dry slightly between waterings. This is done because the plant is now producing new corms for next year's growth under the soil.

Now comes the hard part. When the foliage starts to become spotted and looks as if it is dying, stop watering the plant. Give no water at all. We put our awarded plants on top of an electrical service panel where it is guaranteed they will not receive any water, even accidentally. Repot in dry mix at this time. Then around February to March, take a look every week and see if anything is poking up through the top of the soil. If it is, water it. If not, put it back. An occasional misting by the middle of April can spark the plant if no signs of growth are present. Habenarias purchased as bare-root corms should not be planted until April, as the damp soil mixes will start growth and alter their growth cycle unfavorably. The preferred mixes are any of the soilless blends, such as Pro-Mix HP. — Joe Palermo

All About Orchids (aos.org)

New to Orchid Growing? Check out the AOS website for Short Easy to Read Articles on Orchid Basics

Starting in June 2009, AOS published a monthly newsletter for beginners. The series continued for nearly three years and was intended to educate people with a casual interest in orchids. Subscription was open to all and by the time the last issue was sent there were ten thousand subscribers. They are archived on the AOS website. Here is a timely example of the content.

Here are a few suggestions to keep your orchids healthy this winter.

- If you are a windowsill grower, the light will be entirely different at this time of year. Assess it carefully and make any necessary adjustments. A south window may be brighter due to bare trees and the sun being lower in the sky. Watch for sunburn and move plants back from the window or add a sheer curtain to cut down the light.
- Shorter days and gloomy weather in many parts of the country can cause plants to produce soft growths that are more susceptible to pests and disease. Some orchids will not flower if they do not receive enough light. If necessary, use a grow light on a timer to provide additional light in winter.
- Orchids grow more slowly in winter and will need less water and fertilizer. Most growers cut their fertilizer back to twice a month at half strength. Monitor orchids to keep them at their proper moisture level for their type. Generally, orchids will need about half as much water in winter as they do in summer. Some orchids must have a dry winter rest in order to flower.
- The loss of humidity as a result of forced air heating can take its toll on your orchids. Remember, most orchids grow optimally with 60-75% humidity. If your home is especially dry, and you will know by the way your own skin reacts to winter, provide extra humidity for your orchids. A tried-and-true method is to set orchid pots on trays of pebbles that are filled with water; just make sure your plant is not sitting in the water. Misting a couple times a day can also help.
- Winter is cold, so protect plants from drafts. If buds start falling off of a Phalaenopsis inflorescence the first thing to suspect is a drafty window. Do not put plants close enough to a window to touch the glass

IMPORTANT: RENEW YOUR Society Affiliation WITH THE AOS

Are you EXPIRED? OVERDUE? DISBANDED? UNSURE?

We realize that many of our societies have not regularly met in person during these challenging times. We want to stay connected. The best way to do that is to make certain that your [society membership](#) is up to date.

To continue receiving the AOS Corner and all of the benefits of being an Affiliated Society, your society must be current on their membership. Have you recently changed leadership in your society? New AOS Representative? New President? New Newsletter Editor? We also must receive your [updated Affiliate information](#).

Sign-up new AOS members

EARN AOS MEMBERSHIP EXTENSIONS FOR YOUR SOCIETY

Affiliated Societies can earn a one-month extension on their AOS society membership for each new individual AOS member they recruit. If you start now, with twelve new AOS members, your Affiliated Society can obtain a FULL FREE YEAR OF AOS membership!

NOTICE: For new individual members who sign up on the AOS website, please email sandra@aos.org within thirty days of joining and advise your Affiliated Society name and your membership number so extension credits can be added to the account. Be sure and advise new members to note their society affiliation in the comments section on the printed membership form (or call the main office with your society name).

*Individual society membership and AOS Membership are not the same.
Although affiliated, each requires separate membership dues and benefits may vary.*

We Are Your National Volunteers Let us Know What We Can Do For You

Valued Members and Volunteers

An organization is only as good as its members. The AOS is deeply indebted to the many talented and dedicated volunteers who give their time and service to encourage a widespread interest in orchids. They advance the mission of the AOS more than they will ever know. *Please contact any of us if you would like to join our committee.*

Affiliated Societies Committee

affiliated_societies@aos.org
Denise Lucero, Chair
Chad Brinkerhuff, Lois Dauelsberg, Edna Hamilton, Eileen Hector (vice-chair), Candace Hollinger, Donna Petitt, Graham Ramsey, Alex Rodriguez
Staff liaison: Naya Marcano

Webinars-Coming Attractions!






When	January 11, 2022 8:30pm EST Tuesday	January 18, 2022 8:30pm EST Tuesday	February 15, 2022 8:30pm EST Tuesday	February 23, 2022 8:30pm EST Wednesday
Topic	Miltoniopsis	Greenhouse Chat (Orchid Q&A) <i>Send in your Questions!</i>	A Guide to Modern LED Lighting How to set up an indoor grow area	Greenhouse Chat (Orchid Q&A) <i>Send in your Questions!</i>
Presenter	Mark Whelan Retired Professor Multi-genera Orchid Grower	Ron McHatton Chief Education and Science Officer	Kelly McCracken Owner High Desert Orchids, Miniature Orchid Specialist	Ron McHatton Chief Education and Science Officer

REGISTRATION REQUIRED

Cannot make it on the scheduled date or time? No need to worry. Register anyhow!


ALL webinars are recorded and available to view at your leisure.
GREENHOUSE CHAT Webinars are indexed by topic for future viewing.
Send your GREENHOUSE CHAT questions and photos to: greenhousechat@aos.org
Webinar announcements are posted to Facebook,
Instagram and in the AOS Corner of your Affiliated Society's newsletter.



MEMBERS GET MORE INSIGHT

[Sit in on Judging Webinars](#)

Is your orchid award worthy? Learn what the Judges are looking for.



CENTENNIAL CELEBRATION AT THE SPRING MEMBERS MEETING

Make plans now to attend this once in a lifetime event. Come meet and mingle with other orchid enthusiasts that support the mission of the AOS, April 06-09, 2022. Meet the office staff. Come hear what is happening in the AOS. Learn about the people who volunteer their time to this passion we all love. All AOS members are invited to attend committee and board meetings. Sit in on a committee meeting. Commit to a committee! Become a new volunteer! It's peak season in South Florida. Don't wait to book your [accommodations!](#) Explore the historic Biltmore hotel in Coral Gables. [Register now](#)

If you would like to spotlight an issue or share news with other affiliated societies, we welcome your input. Let us know what you would like to see in this newsletter! If there is something within your society that is working extremely well – let's share it here. If there is something you could use help with – let us know. By chance, another affiliate may be able to offer a solution, or want to try something you have achieved. Your contributions are critical to bringing fresh, timely content to this publication each month. Please send your questions, solutions, and submissions for the AOS Corner to eileenh@aos.org or askmasc@verizon.net

Thanks for meeting me down at the Corner!

Wishing all a Happy and Healthy New Year,

Eileen Hector

AOS Corner - Affiliated Societies Newsletter Editor

42nd Annual Paphiopedilum Forum Registration Instructions

National Capital Orchid Society (NCOS)

You are cordially invited to register for the 2022 Paphiopedilum Forum!

Date: Saturday, January 22, 2022

Time: 12:30-4:30 p.m. Eastern Time

Location: On line – This will be a virtual meeting!

Pre-registration is required. There is a registration fee of \$25.00 per person.

Bonus: Join NCOS and get your 2022 membership for only \$20 for an individual or \$35 for a household (multiple e-mail addresses) — a savings of \$10 over the regular fees with your Paph Forum registration. This is for NEW members only (not current or renewing members).

To register and pay via check: Please return the attached registration form with fee (*check payable to NCOS*) to the Paph Forum Registrar at the below address. Confirmation will be by email unless you request written confirmation and provide a self-addressed stamped envelope.

To register and pay via PayPal™: For your convenience, NCOS accepts payment via PayPal™ . There is a \$2 convenience fee for using paypal.com. (If you wish to use this payment method, but do not have a PayPal™ account, go to www.paypal.com/ to set up an account.)

Follow instructions below to pay the Paph Forum registration fee.

- Leave the button “goods” as the entered option.
- Click the “continue” button at the bottom.
- **At the bottom of the next page in the “Message” field, please enter your mailing address, e-mail address, and phone number.**

Please do this even if you have registered for the Paph Forum in the past. We want to ensure that your contact information is current. Click the “send money” button. Confirmation will be by email.

See you at the Paph Forum!

Roddy Gabel and Jay Tullos, Co-Chairs

American Orchid Society



American Orchid Society
Education. Conservation. Research.

Dear Orchid Enthusiast,

Come Join us for our Second Orchid Culture Day. You can hear great speakers and learn about the Aeridinae and Angraecinae (commonly referred to as the Vanda and Angraecum Alliance) culture. From home growing to greenhouse.

Our four distinguished speakers

Kim Fedderson of Fair Orchids. "Yes, You Can Grow Vandaceous Orchids at Home."

Jason Fischer of Orchids Ltd. "Culture and History of Neofinitia falcata (now V. falcata)"

Bob Fuchs, Pres. of RF Orchids. "Latest Trends in Vanda Hybridizing." Brenda Oviatt of Botanica Ltd. "Angraecoids: Conservation and Culture."



When? Saturday, January 29th @ 10:00 AM - 4:00 PM EST
This event will be held virtually using our GotoWebinar platform.
Cost: \$30

Register here: <https://register.gotowebinar.com/register/4834617917122351119>

See you there!

MAILING ADDRESS: American Orchid Society | PO Box 565477 | Miami, FL 33256-5477

AOS LIBRARY: 10901 Old Cutler Road | 2nd Floor | Coral Gables, FL 33156

WEBSITE: www.aos.org | **TELEPHONE:** 305-740-2010 | **FAX:** 305-747-7154 | **EMAIL:** theaos@aos.org

If you wish to stop receiving our emails or change your subscription options, please Manage Your Subscription
American Orchid Society, PO Box 565477, Miami, FL 33256-5477



"AOS/ODC News are submitted by our
AOS/ODC Representative - Valerie Lowe"

Maryland Orchid Society Officers and Committees

Officers

PRESIDENT

John Heinbokel 410-517-1460
heinbokel@hotmail.com

VICE PRESIDENT

Laura Sobelman 410-615-2445
lmsobes@gmail.com

TREASURER

John Dunning 443-687-6878
princetiger@gmail.com

SECRETARY

Ellie Martin 410-647-6796
2elliemartin@gmail.com

PAST PRESIDENT

Sarah Spence 443-570-3495
slspence@live.com

DIRECTOR

Diane Elam 240-793-9981
dianeelam@yahoo.com
Brenda Logan 443-687-6272
bllogan8@comcast.net



Committees

AOS/ODC REPRESENTATIVE

Valerie Lowe 410-599-2923
vlowe14@comcast.net

AUCTION

Aaron Webb 410-419-1312
awebb71574@aol.com
Sarah Spence

AWAY SHOWS

Valerie Lowe 410-599-2923
vlowe14@comcast.net

EDUCATION and ACTIVITIES

Eric Wiles (Activities) 410-984-2180
winvet88@yahoo.com
Sarah Spence
David Smith (Education)
410-526-0179
fpsakes1@aol.com

HOSPITALITY

Margaret Smith 410-526-0179
fpsakes1@aol.com
Teena Hallameyer
Brenda Logan

HOUSE

Marc Kiriou 443-509-0084
gothiclord01@yahoo.com
Ernie Drohan
Bob Johnston
Randy Hallameyer
Clark Riley

LIBRARY

Wanda Kuhn 410-286-3868
kuhnwa@verizon.net
Suzanne Gaertner

MEMBERSHIP

Sarah Spence 410-243-3377
slspence@live.com
Laura Sobelman

NEWSLETTER

Barbara Buck 443-371-7596
barbarabuck2015@comcast.net
Laura Sobelman
Sarah Spence

PROGRAM

Fay Citerone 443-326-8541
fay.citerone@gmail.com
John Heinbokel

REFRESHMENTS

Barbara Buck 443-371-7596
barbarabuck2015@comcast.net
Teena Hallameyer
Brenda Logan
Diane Elam

SHOW

Marc Kiriou 443-509-0084
gothiclord01@yahoo.com
Valerie Lowe
Sarah Spence
Laura Sobelman

SHOW TABLE

Thomas McBride 410-661-4748
orchidudes@aol.com
Joel Graham
Bob Travers
Clark Riley

SOCIAL MEDIA

Joel Graham 814-441-2090
jegmicrobe@gmail.com

SUNSHINE

Pat Schiavi 410-526 6544
paschiavi@yahoo.com

WEBSITE

Clark Riley 410-591-9201
DrRiley@aol.com

The MOS meets at the Woodbrook Church, 25 Stevenson Lane, Baltimore, MD 21212, the third Thursday of each month, September through June. The Show Table setup begins at 7:00 p.m. followed by judging at 7:30 p.m. The Education Corner and Library open at 7:15 p.m. The program commences at 8:00 p.m. and adjourns at approximately 9:30 p.m.